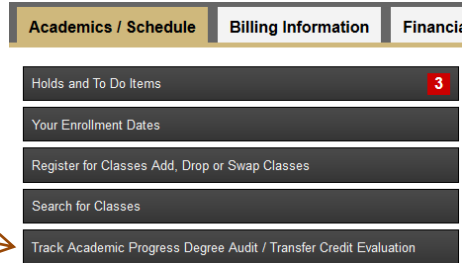


# Running a Degree Audit

1. Log into your student portal → <https://myCUinfo.colorado.edu>

2. Click the “Track Academic Progress” link



3. Choose from either option:

### Run Declared Programs:

Option for the student’s current degree program as officially indicated on the student record.

Click on **Run Declared Programs** Button

### Request an Audit

#### Run Declared Programs:

School	Degree Program	Title	
AS	ASBA---IPHY		

#### Run What-If Program:

Advanced Settings (3a)  
See below

Advanced Settings Click to view available options.

**Run Declared Programs** Cancel

-or-

### Run “What If” Program:

Option to see how a student’s coursework might apply if the student changes majors or colleges. Select the **College, Degree, Program,** and **Catalog Year** from the drop down menus.

Click on **Run Different Program** button

### Request an Audit

#### Run Declared Programs:

#### Run What-If Program:

Choosing a degree program here will not change your declared degree program.

College:

Degree:

Program:

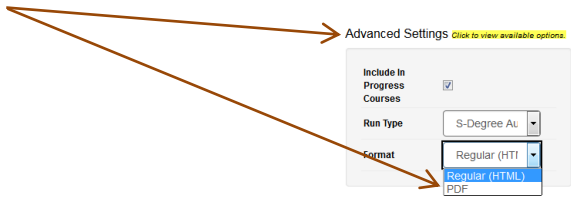
Catalog Year:

Advanced Settings (3a)  
See below

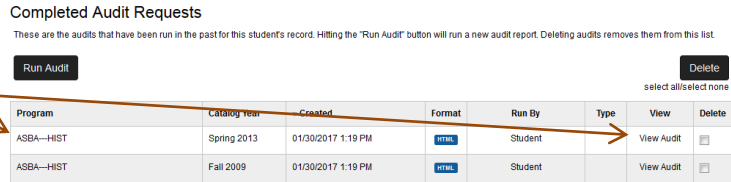
Advanced Settings Click to view available options.

**Run Different Program** Cancel

3a. Click the “Click to view available options” link, before running either option to run the degree audit as a PDF

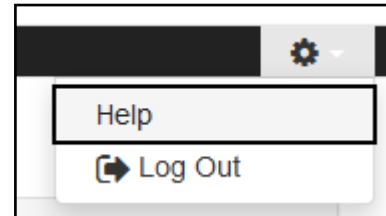


4. Click on “View Audit” -or- the “Program” name to open the audit



## Understanding the Degree Audit

More detailed information can be found in the “Help” file, once in the Degree Audit system. The “Help” file is listed under the tool icon on the right side.



### The Audit Information:

When audit was requested, Student ID, Student Name, Degree Program (Major), and catalog year

*Buffalo, Ralphie*  
*English, Literature-BA*

[Request Audit](#)

<b>Prepared On</b>	02/10/2016 03:03 PM	<b>Program Code</b>	ASBA---ENGL	<b>Catalog Year</b>	Spring 2016
<b>Student ID</b>	111111111	<b>Graduation Date</b>		<b>Job ID</b>	2016021015031593

Audit Results | Course History

Open All Sections     Close All Sections

[Printer Friendly](#)

**Viewing and Printing options**

**FERPA Statement**

*THE FAMILY EDUCATIONAL RIGHTS AND PRIVACY ACT (FERPA) OF 1974 SET FORTH REQUIREMENTS REGARDING THE PRIVACY OF STUDENT RECORDS. THESE REQUIREMENTS GOVERN WHO THESE RECORDS MAY BE RELEASED TO, WHO CAN ACCESS THESE RECORDS, AS WELL AS THE ACCURACY OF THE DATA IN THESE RECORDS. ALL FACULTY, STAFF AND STUDENTS SHOULD GUARD THE PROTECTION AND PRIVACY OF THIS DOCUMENT.*

*THIS EVALUATION IS PROVIDED FOR ADVISEMENT; IT IS NOT AN OFFICIAL RECORD. PLEASE REPORT ANY ADDITIONS OR CORRECTIONS TO YOUR ACADEMIC ADVISOR.*

*THIS ANALYSIS ASSUMES SUCCESSFUL COMPLETION OF ALL COURSE WORK CURRENTLY IN PROGRESS.*

**Default Program information**  
(Major) and if applicable: second major and/or minor

*Program: CUBLD, ARSCU, ENGL-BA  
Program: CUBLD, ENGRU, MCEN-BS*

## The Audit Detail – Requirements:

Clicking on individual Requirements will expand the view and display the Sub-Requirements within the Requirement

- > ✓ MAPS Requirements
- > ✗ Core Requirements - Skills Acquisition
- > ✗ Core Requirements - Content Areas of Study
- > ⋮ Core Requirements - Content Areas of Study

- > ✗ Red X - This requirement is NOT complete
- > ✓ Green check mark - This requirement is Complete
- > ⋮ Blue ellipses - This requirement is Complete using an In-Progress Course. Completion is dependent on the student passing the In-Progress course.

## The Audit Detail – Sub-Requirements:

### Requirement ✗ Core Requirements - Content Areas of Study

Grade with a “T” first indicates Transfer plus the original grade earned

The details within the Requirement are called **Sub-Requirements**

The completion status of each **Sub-Requirement**

> ✗ Red X - This sub-requirement is NOT complete.

> ✓ Green check mark - This sub-requirement is Complete

> ⋮ Blue Ellipses - This sub-requirement is using an In-Progress Course. Completion is dependent on the student passing the In-Progress course.

\*Occasionally you will see informational text in this area, it will not have a (X) or (+) because it is for informational purposes only

Historical Context - 3 semester hours.	SP15 HIST1999TC	3.0	T	World History AP: WH
Human Diversity - 3 semester hours.	SP16 ANTH2100	3.0	TA	Intro to Culture CO-FRCC: AP
United States Context - 3 semester hours.	SP15 HIST1025	3.0	T	American History since 1800 AP: UH

Indicates where the transfer credit originated

Institution or test score (AP/IB/CLEP)

✗ Literature and the Arts - 3 lower-division hours.  
**SELECT FROM:** ARTH1300, 1400, 1509, 1709, 2049, 2409 CHIN1051, 2441 CLAS1100, 1110, 1115, 1120, 1509 COMR1800 DNCE1017, 1027 ENGL1220, 1230, 1420, 1500, 1600 FARR2002 FREN1200, 1610, 1620, 1800, 1880, 1900 GRMN1602, 1603 HUMN1210, 1120, 1220, 2100, 2601 ITAL1602, 1603 RUSS2231, 2241, 2251 SCAN1202 SPAN1

**SELECT FROM:** lists the courses that will meet the **Sub-requirement**. If you click on the underlined courses, you can view the course catalog description for each course.

✗ Literature and the Arts - 3 upper-division hours.  
**SELECT FROM:** APAR2221 ARTH4329, 4759 CHIN3341, 3342 ENGL3000, 3060 FILM3211, 3402, 3660, 4145 HEBR4203 HIND3851 HUMN3341, 3660, 3661, 3662, 3663 HUMN4504, 4811, 4821 ITAL4140, 4145, 4146, 4147 RUSS3211, 3241, 4401, 4811, 4821, 4831 SPAN3800 THTR3011

\*Opens up in a new window

→ [ENGL-3000 \(3\) Shakespeare for Nonmajors](#)

Introduction to Shakespeare. Introduces students to 6-10 of Shakespeare's plays. This course is designed to be studied. Some non-dramatic poetry may be included. Viewing of Shakespeare's plays and sciences core curriculum: literature and the arts. Prerequisites: R-100 (Juniors or Seniors) only. English (ENGL) and Humanities (HUMN) major.

[College of Arts & Sciences](#) | [English](#) | [General Literature & Language](#)

\*Use the **Select from** lists when determining what courses you should register for during registration

Once a **Sub-Requirement** is

## The Legend:

Legend	
Explanation of Symbols and Grades used on Audit:	
***	= Registered
>M	= Metro course, not in GPA
>N	= Repeated, no credit
>R	= Repeated
>S	= Hours split
>V	= Composite Grade
>X	= Course Repetition, not in GPA
>Z	= Graduate non-degree course
T*	= Transfer Grade
Q*	= CU to CU Composite Grade

Student is registered for these courses

SP16	FARR2002	3.0	***	Literature - Lifewriting
SP16	HUMN1120	3.0	***	Literature 2
SP16	HUMN1220	3.0	***	Art and Music 2
SP16	MATH1012	3.0	***	Quant Reason/Math Skills
SP16	PHIL1200	3.0	***	Philosophy and Society

>R Indicates course has been taken more than once. There is no credit reduction unless the >N is present. >N Indicates no credit.

FA15	APPM1350	4.0	A	>R	Calculus 1 for Engineers
FA12	MATH2400	4.0	B+		Calculus 3 CO-UCD : MATH2421
FA13	MATH3130	0.0	F	>N >R	Intro to Linear Algebra CO-UCCS : MATH3130

>Z Indicates graduate non-degree course

SP07	WRGT1150	3.0	A	>Z	1st Yr Writing/Rhetoric CO-UCD : ENGL1020
------	----------	-----	---	----	--

>S Indicates that hours have been split to meet the hour requirement in this sub-requirement

SP14	ENVD2999SA	3.0	P	>S	Domestic Construction SACUUNSW: BLDG1211
------	------------	-----	---	----	---

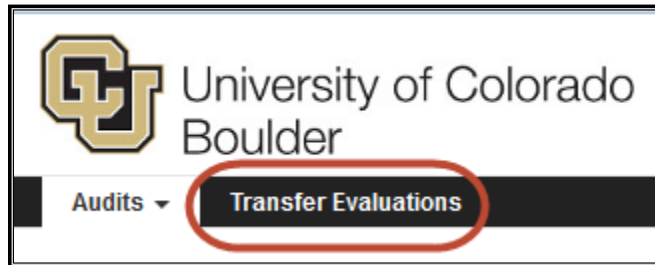
CU Boulder Course graded as Pass/Fail

FA13	ENVD3919	1.0	P		Teaching Assistantship
------	----------	-----	---	--	------------------------

If you have questions about your degree audit or transfer credit, you need to contact your Academic Advisor or the Advising office in your college. You can find their contact information by visiting this link: [CU Boulder Academic Advising information](#)

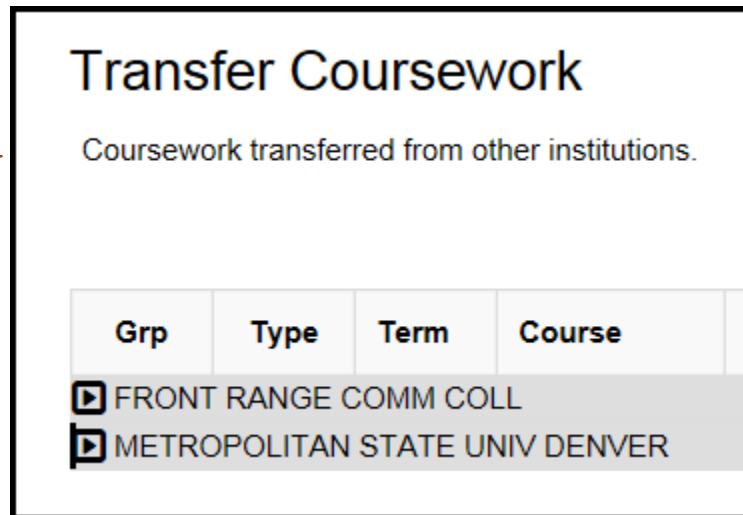
# Accessing and Understanding Transfer Credit (if applicable)

How to access your transfer credit report:



## The Report:

Listing of all institutions evaluated. Default is to display in full transfer credit detail view.



Type	Term	Course	Title	Grade
------	------	--------	-------	-------

### Type:

- Source Course (school you transferred from)
- Target Course (school you transferred to)

**Term:** When the course was completed

**Course:** The Source Course ID will be listed on the top line. The CU Boulder course that was granted in the evaluation will be listed on the bottom line.

**Grade:** with a "T" first indicates Transfer plus the original grade earned

Earned Credit	IFlag1	IFlag2	IFlag3	IFlag4	IFlag5
---------------	--------	--------	--------	--------	--------

**IFlag1 –Iflag5** course attribute flags that typically refer to the course applicability toward a specific requirement.

For the complete list of course attribute flags and applicability toward requirements click [here](#)